









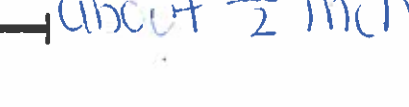


Name: _____

Measuring to the Nearest Half Inch

Measure the length of each line segment to the nearest half inch.

- a.  about 5 inches
- b.  1 inch
- c.  about $3\frac{1}{2}$ inches
- d.  about 4 inches
- e.  about $5\frac{1}{2}$ inches
- f.  about 5 inches
- g.  about $1\frac{1}{2}$ inches
- h.  about $2\frac{1}{2}$
- i.  about 4 inches
- j.  about 3 inches
- k.  about $\frac{1}{2}$ inch